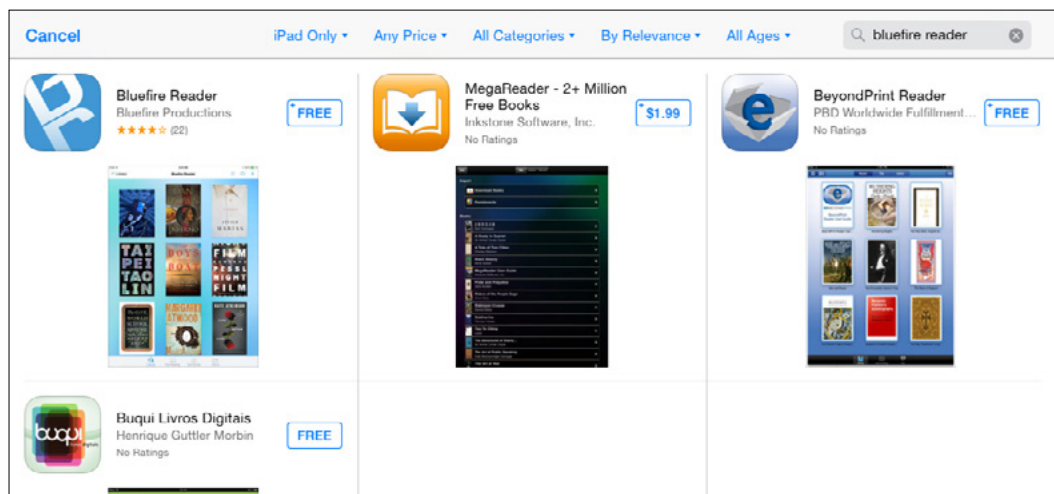


How to download your eBook on an Apple iPhone/iPad or Android Smartphone/Tablet




Download and install the free Bluefire Reader App

If using an Apple device, download Bluefire Reader via the App Store



If using an Android device, download and install the app via the Google Play Store





2



Create or enter an existing Adobe ID

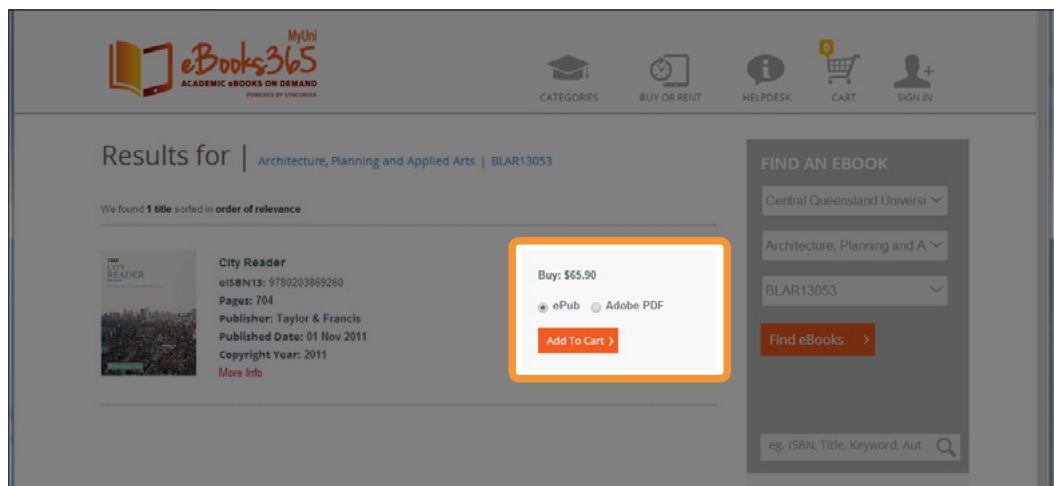
Once you download the app, you will be prompted to enter an Adobe ID and password. If you are a new user, select the 'Don't have an Adobe ID?' option

3



On eBooks365.com.au

Choose your preferred eBook format from either Adobe PDF or ePub and complete the purchase process



4



Your eBook will open in Bluefire Reader

And is ready to start reading